

Combating SIM Swapping

written by Mert SARICA | 1 March 2021

In today's world, we use two-factor authentication for security when logging in to everything from our email accounts to our social media accounts, from our internet banking accounts to the accounts that hold the source code of software we develop. When we hear the term two-factor authentication, many of us think of one-time passwords, or OTPs, sent via SMS validation codes, as they are widely used by large numbers of people in recent years. However, devices and applications that generate one-time passwords still play a significant role in our lives.

In recent times, we have frequently come across news of SIM card fraud in foreign media. The main reason for the success of these frauds is that users do not use a device for verification or use SMS verification codes instead of a device or application that generates one-time passwords. In this way, a fraudster who takes over a phone line can obtain the one-time SMS verification code sent to the target person's mobile phone during login, from banking to social media accounts, to achieve their nefarious purposes. In Turkey, as internet/mobile banking frauds attempted with SIM card changes have been encountered for many years, such frauds can be prevented through effective cooperation between GSM operators and financial institutions. Recently, instead of targeting difficult targets, we can see that fraudsters are targeting users and investors who have accounts on crypto exchanges with SIM card changes.

Even though I use one-time password generating applications like Google Authenticator for my own accounts as much as possible, with the increasing potential for smart phones to become a SPY and state-supported hacker groups like APT41 targeting telecommunication companies and SMS messages, using my phone for verification has begun to make me feel less secure as a cyber security researcher. Additionally, as I began to receive questions from my connections such as "How do you ensure the security of your own accounts?" over time, I decided to briefly explain how I ensure the security of my actual accounts with this article.

When I did a short research on what more secure verification factor I can use, instead of SMS verification code (something you have), I decided to examine the website of Yubico, a security key manufacturer that is also

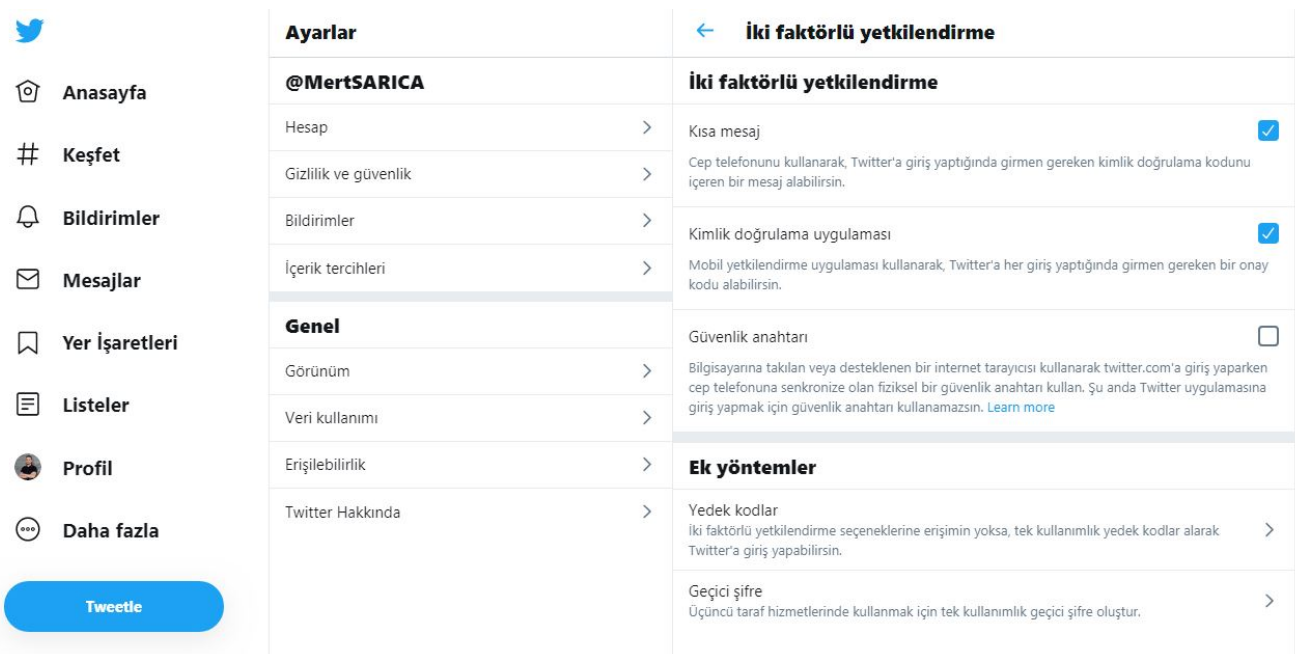
included in Google's Advanced Protection Program. After deciding to purchase the YubiKey NFC 5 key, I unfortunately learned that it is not sold in known e-commerce stores. While I was wondering what to do to avoid paying shipping costs and taxes on top of the \$45 the key is sold for on Amazon.com, my help came from Ökkeş ÖZDEMİR, Senior Sales Engineer of FireEye Turkey, who was flying to the US for a FireEye event at that time. He came to my rescue, and thanks to him, I was able to acquire this security key without any problems.



As soon as I got the key, I visited the address <http://yubico.com/start> and read the instructions for the setup. My first task was to make my Twitter account, which I frequently use to follow news on cyber security, more secure. After logging into Twitter, I disabled the short message option on

the two-factor authorization page. Then, I activated the security key option and successfully linked my USB security key to Twitter by following the instructions, thus being able to get rid of the SMS verification code during login. I also researched whether I can use this key when logging into the WordPress management page, I was happy to come across the Two-Factor WordPress plugin.

While on the subject, I should also mention that for platforms that do not support verification with a security key, Yubico has developed the Yubico Authenticator app, which is an alternative to Google Authenticator, and it supports NFC. With this app, you can create one-time passwords by scanning your security key with your phone over NFC.



The image shows a screenshot of the Twitter mobile app interface. On the left is a navigation menu with icons for Home, Discover, Notifications, Messages, Bookmarks, Lists, Profile, and More. Below the menu is a blue 'Tweetie' button. The main content area is split into two panels. The left panel is titled 'Ayarlar' (Settings) and shows the profile '@MertSARICA' and various settings categories like 'Hesap', 'Gizlilik ve güvenlik', 'Bildirimler', 'İçerik tercihleri', and 'Genel'. The right panel is titled 'İki faktörlü yetkilendirme' (Two-factor authentication) and shows options to enable two-factor authentication using a text message, an authentication app, or a security key. The 'Kimlik doğrulama uygulaması' (Authentication app) option is checked. Below this, there is a section for 'Ek yöntemler' (Additional methods) with options for 'Yedek kodlar' (Backup codes) and 'Geçici şifre' (Temporary password).

Ayarlar	← İki faktörlü yetkilendirme
@MertSARICA	İki faktörlü yetkilendirme
Hesap >	Kısa mesaj <input checked="" type="checkbox"/>
Gizlilik ve güvenlik >	Cep telefonunu kullanarak, Twitter'a giriş yaptığında girmen gereken kimlik doğrulama kodunu içeren bir mesaj alabilirsin.
Bildirimler >	Kimlik doğrulama uygulaması <input checked="" type="checkbox"/>
İçerik tercihleri >	Mobil yetkilendirme uygulaması kullanarak, Twitter'a her giriş yaptığında girmen gereken bir onay kodu alabilirsin.
Genel	Güvenlik anahtarı <input type="checkbox"/>
Görünüm >	Bilgisayarına takılan veya desteklenen bir internet tarayıcısı kullanarak twitter.com'a giriş yaparken cep telefonuna senkronize olan fiziksel bir güvenlik anahtarı kullan. Şu anda Twitter uygulamasına giriş yapmak için güvenlik anahtarı kullanamazsın. Learn more
Veri kullanımı >	
Erişilebilirlik >	Ek yöntemler
Twitter Hakkında >	Yedek kodlar İki faktörlü yetkilendirme seçeneklerine erişimin yoksa, tek kullanımlık yedek kodlar olarak Twitter'a giriş yapabilirsin. >
	Geçici şifre Üçüncü taraf hizmetlerinde kullanmak için tek kullanımlık geçici şifre oluştur. >



Anasayfa

Keşfet

Bildirimler

Mesajlar

Yer İşaretleri

Listeler

Profil

Daha fazla

Tweetle

Ayarlar

@MertSARICA

Hesap

Gizlilik

Bildirimler

İçerik te

Genel

Görünü

Veri kul

Erişilebi

Twitter

İki faktörlü yetkilendirme

İki faktörlü yetkilendirme

Kısa mesaj

giriş yaptığında girmen gereken kimlik doğrulama kodunu

Twitter'a her giriş yaptığında girmen gereken bir onay

met tarayıcısı kullanarak twitter.com'a giriş yaparken

kimlik anahtarı kullan. Şu anda Twitter uygulamasına

giriş yaparsın. [Learn more](#)

in yoksa, tek kullanımlık yedek kodlar olarak

kullanımlık geçici şifre oluştur.



Güvenlik anahtarı

Mert SARICA
@MertSARICA

Use a physical security key to log in to twitter.com using a supported web browser. You can either insert the key into the USB port of your computer or sync it to your mobile device over Bluetooth or NFC. [Daha fazla bilgi al](#)

We'll walk you through adding the key to your Twitter account.

Başla



Anasayfa

Keşfet

Bildirimler

Mesajlar

Yer İşaretleri

Listeler

Profil

Daha fazla

Tweetle

Ayarlar

@MertSARICA

Hesap

Gizlilik

Bildirim

İçerik te

Genel

Görünü

Veri kul

Erişilebi

Twitter

İki faktörlü yetkilendirme

İki faktörlü yetkilendirme

giriş yaptığında girmen gereken kimlik doğrulama kodunu

Twitter'a her giriş yaptığında girmen gereken bir onay

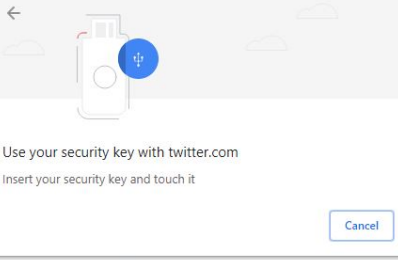
met tarayıcısı kullanarak twitter.com'a giriş yaparken

kimlik anahtarı kullan. Şu anda Twitter uygulamasına

giriş yaparsın. [Learn more](#)

in yoksa, tek kullanımlık yedek kodlar olarak

kullanımlık geçici şifre oluştur.



Use your security key with twitter.com

Insert your security key and touch it

Cancel

Add

Insert the security key in the USB port of your computer or sync it to your mobile device over Bluetooth or NFC, then touch the key to add it to your account.

Twitter. İste olup bitenler / Twitt... x +

twitter.com/logout=1580404572492

Hack 4 Career. Infor... LinkedIn Mert SARICA (merts... Inbox - mert.sarica...

Other bookmarks

Telefon, e-posta veya kulla... Şifre

mertsarica Giriş yap

Şifreni mi unuttun?

İlgi alanlarını takip et.

İnsanların neler hakkında konuştuğuna kulak ver.

Sohbete katıl.

Dünyada şu anda olup bitenleri gör

Twitter'a bugün katıl.

Kaydol

Giriş yap

Hakkında Yardım Merkezi Şartlar Gizlilik politikası Çerezler Reklam bilgisi Blog Durum İşler Marka Reklam ver Pazarlama İşletmeler Geliştiriciler Dizin Ayarlar © 2020 Twitter, Inc.

https://twitter.com/account/login... x +

twitter.com/account/login_verification?platform

Hack 4 Career. Infor... LinkedIn Mert SARICA (merts... Inbox - mert.sarica...

Other bookmarks

Türkçe

Güvenlik

Use your security key with twitter.com

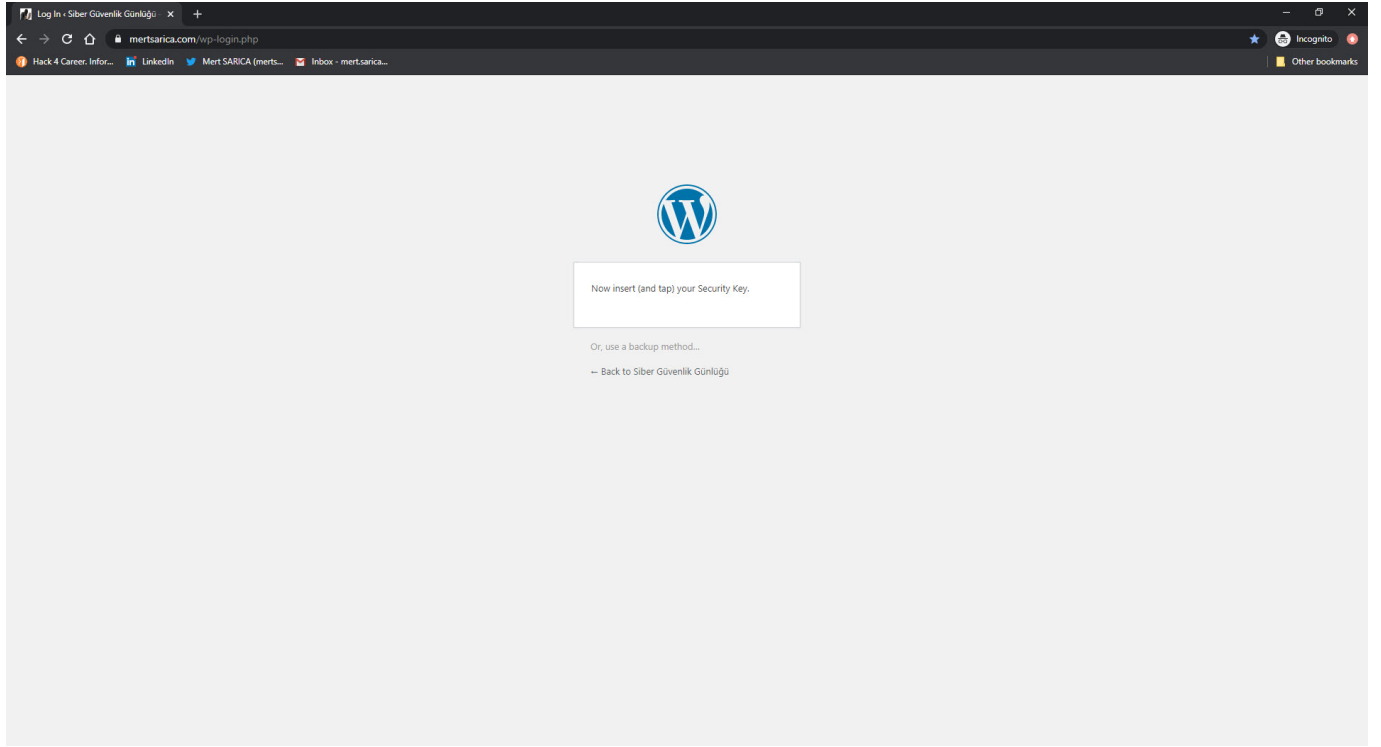
Insert your security key and touch it

Cancel

NFC

Farklı bir iki faktörlü kimlik doğrulama yöntemi seç

Yardıma mı ihtiyacın var? Twitter Destek ile iletişime geç



Finally, by also joining Google's Advanced Protection Program and making all of my Google accounts secure like in platforms that support security keys, as a cyber security researcher, I feel a bit more secure and I reached a happy ending.

Hope to see you in the following articles.